



MODA™ SUREVENT® AIR ADMITTANCE VALVE BOX

Job Name: _____ Item #: _____
 Location: _____
 Engineer: _____ Contractor: _____
 PO#: _____ Tag: _____
 Representative: _____

SPECIFICATION

Oatey Sure-Vent® air admittance valves provide a method of allowing air to enter the plumbing drainage system without the use of a vent extended to open air and to prevent sewer gases from escaping into a building. An air admittance valve is a one way valve designed to allow air to enter the plumbing drainage system when negative pressures develop in the piping system. The device shall close by gravity and seal the vent terminal at zero differential pressure (no flow conditions) and under positive internal pressures. Valves shall be 100% functionally tested at ¼" H₂O and 30" H₂O water column. The valves shall utilize a soft-centered, silicone membrane with Sweet Spot™ technology, allowing valve to open at -0.01 psi and seals at 0 psi and above. The MODA supply box shall have inter-locking wing flanges allowing installation on a single stud, between two studs or on separate walls, without the need for additional components. Box shall be manufactured of PVC, allowing solvent welded joints to be prepared in accordance with ASTM D2855 for PVC drainage systems (without the use of specialty cements).



INSTALLATION

Always consult local plumbing codes prior to installing a Sure-Vent®. Individual, branch and circuit vents are permitted to terminate with a connection to a Sure-Vent® AAV. Reference detailed instructions on oatey.com for specific guidance on Sure-Vent® AAV placement within a plumbing system.





MATERIALS

Outlet Box & Brackets	PVC
Valve	PVC with 2" NPT Threads
Box Connection	PVC ¼ Turn Adapter with Sealing Gasket

PERFORMANCE SPECIFICATIONS

Temperature Range	-40° F / -40° C to 150° F / 66° C
DFU Rating	20 (stack or branch)

AAV LISTINGS & CODE APPROVALS

Listings ASSE 1050 & 1051 ICC ESR-1664 NSF Standard 14 IAPMO – Classified Mark ASTM D 2665	 <small>ASSE 1050 & ANSI/ASSE 1051 A & B</small>  <small>DWV</small>  <small>IAPMO</small>  <small>ESR-1664</small>
Code Approvals International Plumbing Code 2012 Uniform Plumbing Code 2012	

DIMENSIONS

[A]: Box Width	8.00"	[E]: Bracket Length	8.00"
[B]: Box Depth	3.38"	[F]: Faceplate Width	6.00"
[C]: Box Height	4.85"	[G]: Faceplate Height	6.45"
[D]: Bracket Width	4.00"	[H]: Faceplate Depth	1.25"

PRODUCT SELECTOR

Product	Case
<input type="checkbox"/> 37981 MODA, SureVent, 20DFU	12

Accessory Components Included:



Side Brackets (2)



Faceplate



Faceplate Insert



Sticker Cover
(For Debris Protection)

